



INNOVATIVE TRACKLESS Garage Door Systems







Overlap is an innovative concept that does not require the ceiling tracks and reduces the space occupied inside the garage. The operator is housed in the upper beam of the door frame.

This solution operates the two sections of the door without the need of the tracks inside the garage where the first section acts as the track and rail for the second section that follows beneath.



THE GARAGE DOORS WITH OVERLAP PATENTED TECHNOLOGY





TRADITIONAL SECTIONAL GARAGE DOOR



OVERLAP DOOR

DIFFERENCES

- 1 Ceiling Rails**

When the traditional sectional garage door opens it moves parallel to the ceiling along the tracks which are fixed on the ceiling which then remain in place even when the door is closed.
- 2 Operator**

The motor is also fixed to the ceiling and takes considerable space inside the room.
- 3 Spring Operated System**

The traditional garage door opens and shuts with the help of metal springs which are sized for specific open/close cycles, are under mechanical stress and undergo wear and tear with the time.
- 4 Appearance**

The presence of many individual sectional panels require various hinges and hardware on the internal side of the garage and do not enhance the appearance on the external side too.

ADVANTAGES

- 1 Trackless**

This is the main feature that makes Overlap a unique selling proposition. Thanks to its self-standing frame and the two stackable sections, Overlap does not require the unsightly ceiling rails.
- 2 Operator Positioned inside the frame**

The motor is housed inside the upper beam of the door frame, does not need sliding structures and does not reduce the net passage (height) of the garage door.
- 3 Counterweight system**

The mechanical movement of the panels is provided by double counterweights on each side of the frame and as a consequence parts exposed to wear and tear are reduced to a minimum.
- 4 Appearance**

This innovation makes a clean and orderly garage space both inside and outside and offer bespoke solutions in sizes and finishes.

B-SIDE


MORE SPACE FOR YOUR SPACE

The attention to details is maintained both on the inside as well as outside. The trackless construction, the hidden operator, the white or anthracite frame of the internal finishes result in a pleasant and elegant solution. The internal side of the panels are spray painted white and on request the panels can be customized with other colors.

THE SPACE THAT CREATES A FINE VIEW

The innovative Overlap system does not need tracks on the ceiling and halves the backroom needed when the door is open. Overlap is space efficient both inside the garage and the reduction of the net passage both in the height and the width is reduced at a minimum. When the door is open the reduction of the clearance is only 200 mm. Overlap is the ideal choice in presence of an inclined or a vaulted ceiling, ceiling with beams showing and side walls placed at an angle or curved.


CLASSIC MODEL INTERNAL SIDE



NEW PLANA 40 mm INTERNAL SIDE



NEW PLANA 75 mm INTERNAL SIDE



more space, more confort

IDEAL FOR LOW-DEPTH GARAGES OR
OPENINGS FLUSH WITH THE STREET.



Energy Efficient

The electronically controlled Overlap motorization drives one mechanical clutch linked to the counterweights. This design is energy efficient.

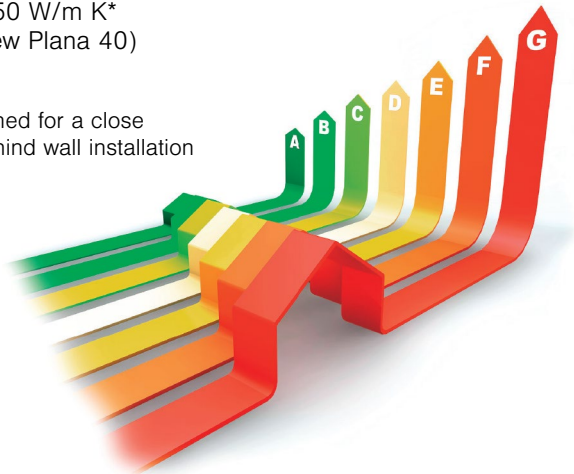
Overlap cuts out well wind and water, offer sound insulation when closed and quiet and smooth operation when opening and closing.

Reduced energy consumption and thermal insulation

THERMAL TRANSMITTANCE
up to $U= 1,30 \text{ W/m K}^*$
(New Plana 75)

THERMAL TRANSMITTANCE
up to $U= 1,50 \text{ W/m K}^*$
(Classic, New Plana 40)

* value obtained for a close door with behind wall installation



Safety and technology

Theft-proof

door and safety during operation

app for ios
-android



Certified



ACCORDING TO EN
1627 CLASS 2 BREAK-IN
RESISTANCE



Overlap boasts high safety standards. The locking system offer theft-proof features and the Overlap motor can be linked to any alarm or electronic, automatic management system in the house. The electric sensors in the motor prevent injuries when closing and the photocells inside and out offer additional safety.


The setting of the motor is carried out via a Bluetooth app by authorized service engineers.

Overlap has passed the testing according to EN1627 and has achieved class 2 resistance against attempts of forcing the lock. The continuous Overlap product development can now offer a garage door which is very difficult to break open with non-motorized tools. The certification is applicable to all models and sizes with panels in double sheet with polyurethane foam.



Mission Possible

Overlap makes it possible numerous customized solutions to provide you with the garage of your dreams. The Overlap system is suitable also for non-garage environments when a technical access is needed and at the same time the appearance is important or there are space constraints



Overlap listens to your ideas and gives shape to your project

Bespoke solutions

Overlap is made to measure and customized each time, with different materials, claddings and colours.





PLANA MODELS

Overlap Plana offers beautiful garage doors solutions with unique features to get everything tidied up. Overlap Plana is available with finishes WOOD, COLOR, MATERIAL, PIETRAVERA and FULL GLASS

FULL GLASS



Overlap Full Glass is made with safety glass and allow the day light to brighten your garage. Overlap Full Glass is a garage door with clear glass, satin glass and tinted glass suitable when you want natural light for your garage, working space or to create a showroom.

COLOR



The finish Color for a modern and personal look.



MOD. PLANA - FULL GLASS - TRANSPARENT GLASS



MOD. PLANA - COLOR - 713 METAL



This finish is innovative and modern for a contemporary appearance, with Corten finish and other colours.

MATERIAL



MOD. PLANA - MATERIAL - 0794 PATINA BRONZE



Surface offers a pleasant aesthetic effect, thanks to its "natural beauty"

REAL STONE



MOD. PLANA - PIETRAVERA - THEMIS

WOOD



This finish enhances the beauty of wood.



MOD. PLANA - WOOD - 770 YALE OAK




CLASSIC MODELS

Overlap Classic offer options suitable for every house, modern or traditional, with a wide choice of finishes and colours that result in a unique appearance.

AIR

Smooth panels create a
minimalistic look.



MOD. AIR - SLIGHTGRAIN - RAL 7016 ANTHRACITE GREY




MOD. WIDE - WOODGRAIN - RAL 9016 TRAFFIC WHITE



WIDE

Grooved panels offer a
noticeable pattern.



SOUND

Additional grooves on the same panel enhance the pattern.



MOD. SOUND - WOODSTYLE - MEDIUM WITH DOUBLE HANDLE



WAVE

This peculiar pattern gives a distinctive look to the door.



MOD. WAVE - SMOOTH - RAL 9016 WITH DOUBLE HANDLE

BOX


This cassette pattern is suitable for more classic and traditional settings



MOD. BOX - WOODTSYLE - LIGHT



OVERBAS UP AND
OVER DOORS



OVERBAS

THE OVERLAP
UP AND OVER
GARAGE DOOR



All the advantages
OVERLAP

- 1** Concealed operator
- 2** Trackless solution
- 3** Counterweights movement
- 4** Approved for break-in resistance Class 2*

Feasible in all the Overlap
aesthetic of Plana e Classic
Range

*The security feature is not available with wicket door.



INTERVAL
VIEW

PLUS

The wicket door with concealed hinges and low threshold is available.



Threshold
lowered




Concealed
hinges



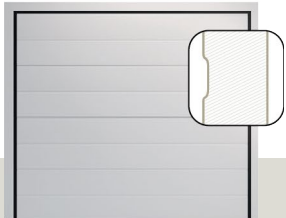
COLORS & SURFACES

CLASSIC MODELS SURFACES



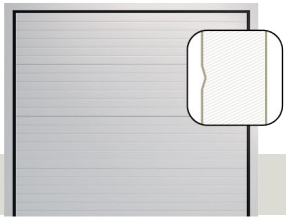
AIR

WOODGRAIN, SUGHTGRAIN, WOODSTYLE AND WOODSTYLE PLUS




WIDE

WOODGRAIN, SUGHTGRAIN, WOODSTYLE AND WOODSTYLE PLUS




SOUND

WOODGRAIN, SUGHTGRAIN, WOODSTYLE AND WOODSTYLE PLUS



WAVE

SMOOTH



BOX


WOODGRAIN, WOODSTYLE

SURFACES




WOODGRAIN

An embossed surface that reflects the texture of wood grain, a classic and external finish.



SMOOTH

A smooth and bright surface that intensify color and door style.



SLIGHTGRAIN

A smooth surface with a little texture that gives to the color a modern style.



WOODSTYLE

A pre-painted smooth surface which reflects the color and grain of timber.



WOODSTYLE PLUS


A pre-painted smooth surface which reflects the color and grain of timber in the external and internal of panel.

SMOOTH - SLIGHTGRAIN - WOODGRAIN

Overlap is made in all ral colors or sample colors (optional)



7035 LIGHT GREY



9002 GREY WHITE



7040 WINDOW GREY



9006 WHITE ALLUMINIUM



9016 TRAFFIC WHITE



6009 FIR GREEN




7016 ANTHRACITE GREY



8016 MAHOGAN BROWN

WOODSTYLE



LIGHT



MEDIUM




MEDIUM-DARK

WOODSTYLE PLUS




LIGHT




MEDIUM


PLANA MODELS SURFACES



COLOR (LAMINATE HPL)




WOOD (LAMINATE HPL)



MATERIAL (LAMINATE HPL)




FULL GLASS (GLASS)




STEEL SHEET

SMOOTH - SLIGHTGRAIN - WOODGRAIN

Overlap is made in all ral colors or sample colors (optional)



PIETRAVERA



WARRANTY

In addition to the 2-years legal warranty, DELTA OVERLAP supports its customers over time offering them an additional coverage period for a total of:

10 YEARS

on metal parts

5 YEARS

on external panel surface of Plana Model and Woodstyle plus surface

in accordance with the recommendations in the Delta Overlap sale conditions and in the installation and owner's manual.



DELTAOVERLAP SRL in order to improve the quality of its doors, reserves the right to make changes to its products at any time, to improve customers satisfaction. The images in this brochure are for the purposes of representing the product and are purely indicative and not binding.



Overlap Garage Doors CANADA
3602 Poirier, Montréal,
Québec, H4R 2J5
CANADA

Tel: (855) 677-4222
info@overlapgaragedoors.ca
www.overlapgaragedoors.ca

